

Scaled data based on original data using
LM-79-08 Approved Method: Electrical and Photometric Measurements of Solid-
State Lighting Products

Test Report Prepared for
Cooper Lighting Solutions
(formerly Eaton)

Brand: McGRAW-EDISON

Report Number: P647083

Luminaire Tested: **GALN-SA7C-835-U-T3**

Issue Date: 1/4/2021

Test Information

Test Method: LM-79-08
Report Number: P647083
TEST IS SCALED FROM IESNA LM-79-08 TEST DATA (G3-2011-042-12)
Test Lab: INNOVATION CENTER
Issue Date: 1/4/2021
Manufacturer: COOPER LIGHTING SOLUTIONS (FORMERLY EATON)
Product Line: McGRAW-EDISON
Catalog Number: GALN-SA7C-835-U-T3
Description: GALLEON AREA AND ROADWAY LUMINAIRE
(7) 80 CRI, 3500K, 1050mA LIGHTSQUARES WITH 16 LEDS EACH AND TYPE III OPTICS
Light Source: -
Ballast/Driver: ELECTRONIC DRIVER

Summary

Lumens per Lamp: N/A
Luminaire Lumens: 38022.5 lumens
Efficiency: N/A
Efficacy: 100.9 lumens/watt
Luminous Opening: Rectangular (W 1.5' x L: 1.5' x H: 0')
IES Classification: Type III - Short
BUG Rating: B3 - U0 - G4

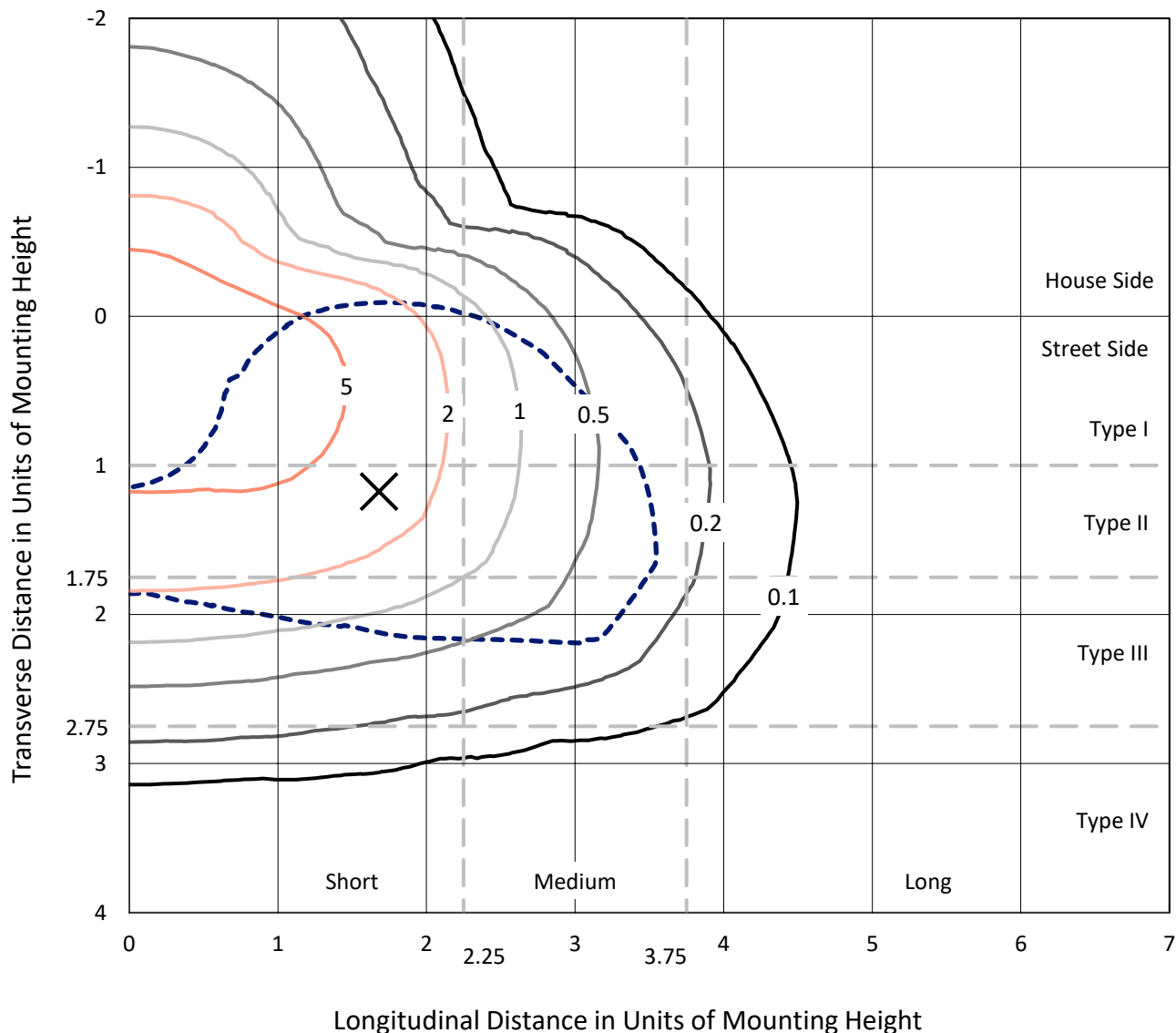
Input Watts (W): 377
Input Voltage (V): NR
Input Current (Ain): NR
Voltage Rise (V): NR
Power Factor: NR
Total Harmonic Distortion (THDi): NR
Frequency (hertz): 60
Stabilization Time: NR
Operation Time: NR
Ambient Temperature (°C): NR
Test Distance: 24 FT



REPORT NUMBER: P647083
 CATALOG NUMBER: GALN-SA7C-835-U-T3

Iso-Footcandle Lines of Horizontal Illumination

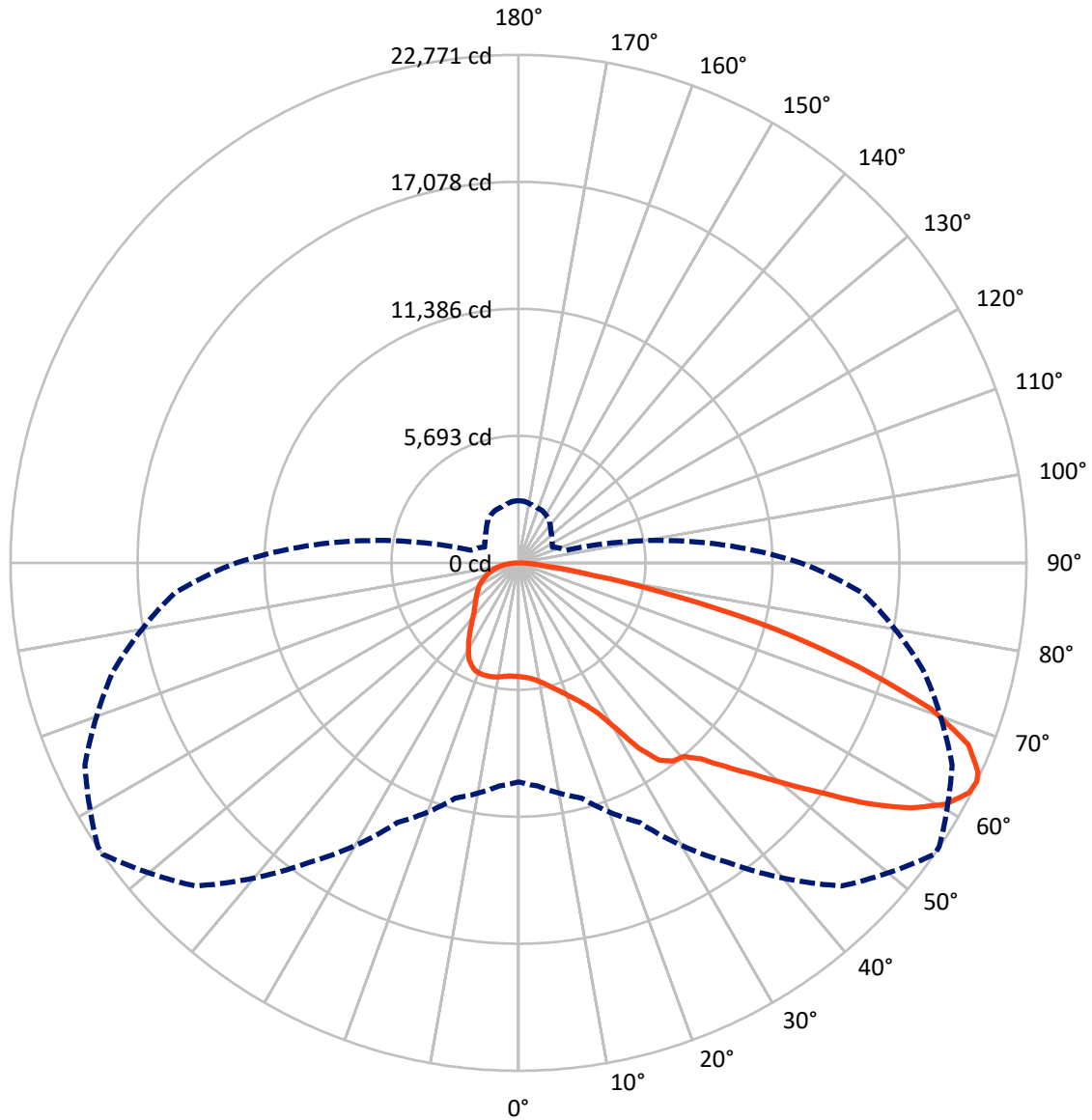
✕ Max cd
 - - - 1/2 Max cd



Based on 25 foot mounting height. Maximum calculated value = 9.3 fc
 Type III - Short - N/A

REPORT NUMBER: P647083
CATALOG NUMBER: GALN-SA7C-835-U-T3

Luminous Intensity Polar Plot



— Vertical Plane Through 55-Deg Lateral - - - Horizontal Cone Through 64-Deg Vertical

REPORT NUMBER: P647083
 CATALOG NUMBER: GALN-SA7C-835-U-T3

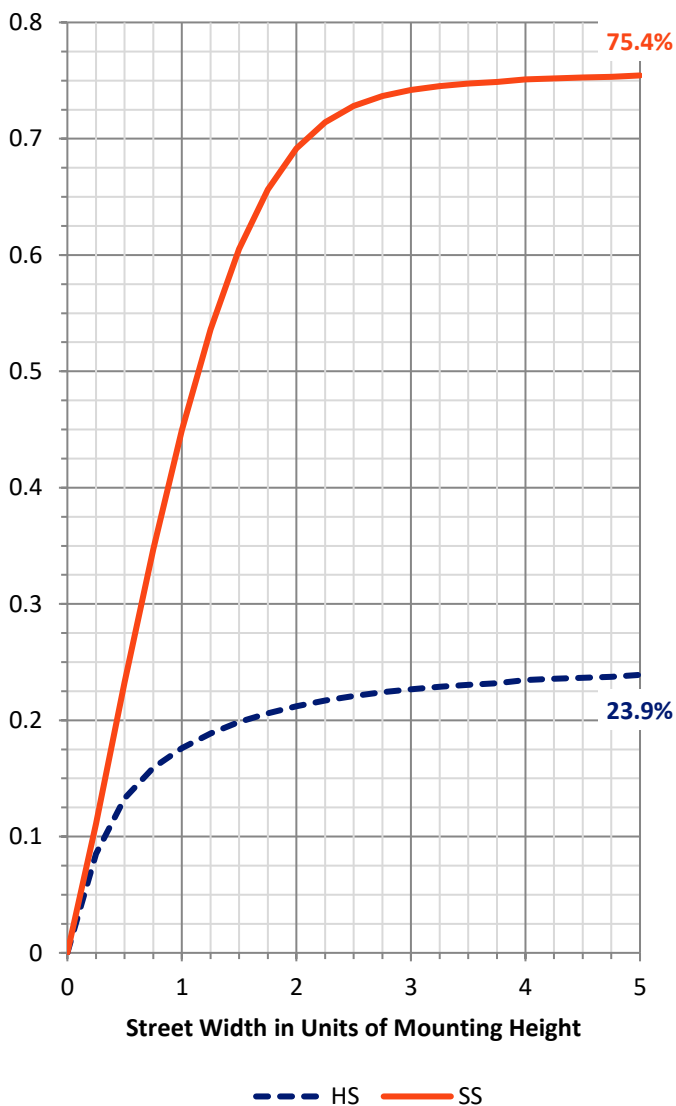
FLUX DISTRIBUTION:

		Downward	Upward	Total
House Side	Lumens	9236.4	0.0	9236.4
	% Fixture	24.3	0.0	24.3
Street Side	Lumens	28786.1	0.0	28786.1
	% Fixture	75.7	0.0	75.7
Total	Lumens	38022.5	0.0	38022.5
	% Fixture	100.0	0.0	100.0

ZONAL LUMENS:

Zone	Lumens	% Fixture
0°-10°	496.2	1.3
10°-20°	1565.8	4.1
20°-30°	2787.5	7.3
30°-40°	4288.9	11.3
40°-50°	6079.8	16.0
50°-60°	8800.4	23.1
60°-70°	9107.5	24.0
70°-80°	4265.0	11.2
80°-90°	631.4	1.7
90°-100°	0.0	0.0
100°-110°	0.0	0.0
110°-120°	0.0	0.0
120°-130°	0.0	0.0
130°-140°	0.0	0.0
140°-150°	0.0	0.0
150°-160°	0.0	0.0
160°-170°	0.0	0.0
170°-180°	0.0	0.0
0°-90°	38022.5	100.0
0°-180°	38022.5	100.0

Coefficient of Utilization



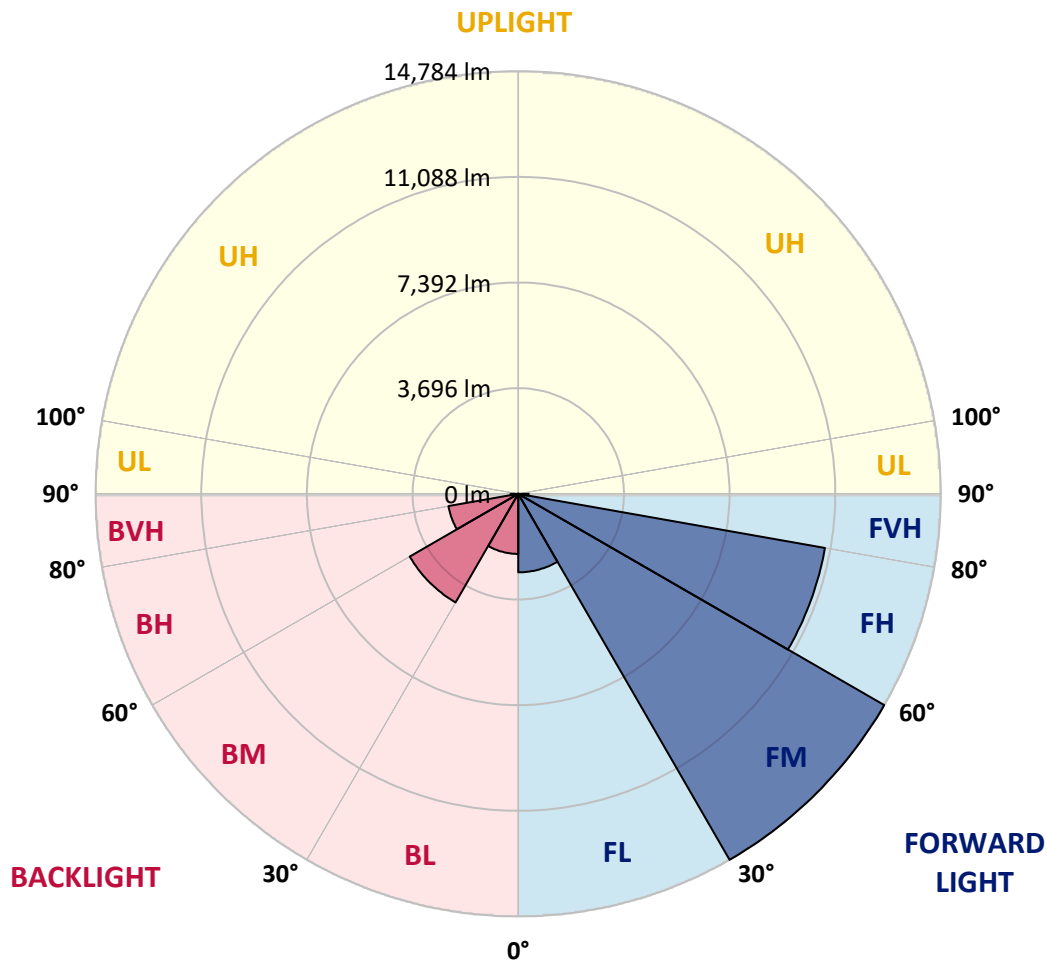
REPORT NUMBER: P647083
 CATALOG NUMBER: GALN-SA7C-835-U-T3

LUMINAIRE CLASSIFICATION SYSTEM LUMEN TABLE AND BUG RATING:

Zone	Lumens	% Fixture	Zone Rating/Lumen Limit		
			B	U	G
FL (0°-30°)	2745.8	7.2			
FM (30°-60°)	14784.2	38.9			
FH (60°-80°)	10894.5	28.7			G4/12000
FVH (80°-90°)	361.5	1.0			G3/500
BL (0°-30°)	2103.7	5.5	B3/2500		
BM (30°-60°)	4384.9	11.5	B3/5000		
BH (60°-80°)	2478.0	6.5	B3/2500		G3/2500
BVH (80°-90°)	269.9	0.7			G3/500
UL (90°-100°)	0.0	0.0		U0/0	
UH (100°-180°)	0.0	0.0		U0/0	

BUG Rating: B3-U0-G4

Type III Short





REPORT NUMBER: P647083

CATALOG NUMBER: GALN-SA7C-835-U-T3

CANDELA DISTRIBUTION (FULL):

	0°	5°	15°	25°	35°	45°	55°	56°	65°	75°	85°
0°	5101.5	5101.5	5101.5	5101.5	5101.5	5101.5	5101.5	5101.5	5101.5	5101.5	5101.5
2.5°	5158.7	5156.6	5162.9	5156.6	5160.8	5146.0	5139.6	5143.8	5137.5	5126.9	5107.8
5°	5222.3	5220.2	5222.3	5213.8	5218.1	5209.5	5194.7	5199.0	5188.4	5165.1	5137.5
7.5°	5330.4	5321.9	5321.9	5319.8	5311.3	5298.6	5288.0	5283.8	5273.1	5243.4	5201.1
10°	5470.3	5470.3	5472.4	5455.4	5466.0	5442.7	5432.1	5429.9	5393.9	5355.8	5296.4
12.5°	5654.7	5665.2	5658.9	5650.4	5646.1	5637.7	5601.7	5610.1	5569.9	5504.2	5432.1
15°	5883.5	5900.5	5889.9	5885.7	5875.1	5843.3	5828.4	5822.1	5769.1	5673.7	5578.3
17.5°	6186.6	6165.4	6157.0	6146.3	6101.8	6078.5	6053.1	6048.8	6002.2	5889.9	5741.5
20°	6451.5	6481.2	6464.3	6453.6	6409.2	6364.6	6345.6	6339.2	6298.9	6176.0	5938.7
22.5°	6767.3	6773.7	6780.1	6754.6	6733.4	6699.5	6665.6	6655.0	6640.2	6513.0	6222.7
25°	7104.3	7129.8	7108.5	7083.2	7057.7	7055.6	7087.4	7083.2	7076.8	6953.8	6599.9
27.5°	7653.3	7676.6	7683.0	7655.4	7557.9	7566.4	7638.4	7661.7	7759.2	7555.8	7085.3
30°	7962.7	7986.1	8039.0	8142.9	8297.6	8433.2	8607.0	8660.0	8753.2	8369.6	7661.7
32.5°	8153.5	8161.9	8257.3	8450.1	8914.3	9420.9	9893.5	9912.5	9971.9	9433.6	8189.5
35°	8454.4	8460.8	8537.0	8749.0	9293.7	10137.3	10868.4	10891.8	10843.0	9764.2	8435.3
37.5°	8825.3	8842.3	8891.0	9066.9	9717.6	10737.0	11273.2	11256.3	10824.0	10027.0	8869.8
40°	9365.8	9365.8	9308.5	9545.9	10164.8	11080.4	11415.3	11385.6	11271.1	10787.9	9531.1
42.5°	9842.6	9834.2	9969.8	10130.8	10724.3	11610.2	12010.8	12059.5	12248.2	11743.7	10283.5
45°	10463.6	10501.8	10578.1	10870.5	11675.9	12515.2	13032.4	13079.0	13346.1	12869.2	11163.1
47.5°	11091.0	11103.7	11343.2	11733.2	12854.4	13742.4	14166.3	14242.5	14486.3	14185.4	12110.4
50°	11536.1	11656.8	12040.5	12655.1	14068.8	15238.7	15569.3	15660.5	16090.7	15618.1	13214.6
52.5°	12006.6	12125.2	12593.7	13530.5	15463.4	16769.0	17175.9	17237.4	17684.5	17067.8	14344.3
55°	12409.3	12519.5	13051.4	14306.2	16573.9	18331.0	19068.5	18996.4	19210.5	18184.7	15215.4
57.5°	12475.0	12564.0	13233.7	14802.1	17409.0	19670.4	20728.0	20770.4	20522.4	19019.8	15933.9
60°	11966.3	12148.6	12917.9	14749.1	17784.1	20603.0	21965.8	21995.5	21291.8	19447.9	16220.0
62.5°	11065.5	11046.5	11976.9	13897.1	17258.5	20815.0	22694.9	22663.1	21592.8	19242.3	15942.3
64°	9821.4	10050.4	10919.3	12850.1	16410.7	20488.5	22771.1	22754.2	21448.6	18814.2	15469.7
65°	9062.7	9050.0	9908.3	11993.8	15567.2	19996.8	22635.5	22612.2	21147.7	18430.6	15103.1
67.5°	6542.7	6572.3	7420.1	9255.5	12655.1	18074.5	21751.7	21664.8	19960.8	17158.9	13708.5
70°	3963.3	3980.3	4645.8	6140.0	9083.9	14611.3	19606.9	19611.1	18144.5	15259.9	11667.5
72.5°	2087.6	2132.1	2399.2	3486.5	5516.9	10251.7	15906.3	16283.6	15577.8	13023.9	9217.4
75°	1161.4	1167.8	1356.5	1718.8	2814.6	5737.3	11955.7	12063.8	12333.0	10482.7	6816.1
77.5°	885.9	898.6	958.0	1110.6	1532.3	2659.9	7235.7	7778.3	8691.8	7390.4	3889.2
80°	718.5	731.2	782.1	873.2	1019.5	1261.1	3361.4	3653.9	4652.1	3280.8	1517.5
82.5°	559.5	551.1	616.8	676.1	741.8	746.0	1379.7	1526.0	1894.8	1411.5	657.0
85°	415.4	415.4	468.4	455.7	479.0	436.6	608.3	671.9	758.7	599.8	305.2
87.5°	165.3	182.3	307.3	275.5	214.1	171.7	224.6	237.4	262.8	235.3	127.2
90°	0.0	0.0	0.0	0.0	0.0	0.0	0.0	0.0	0.0	0.0	0.0



REPORT NUMBER: P647083
 CATALOG NUMBER: GALN-SA7C-835-U-T3

CANDELA DISTRIBUTION (continued):

	90°	95°	105°	115°	125°	135°	145°	155°	165°	175°	180°
0°	5101.5	5101.5	5101.5	5101.5	5101.5	5101.5	5101.5	5101.5	5101.5	5101.5	5101.5
2.5°	5109.9	5116.3	5101.5	5090.9	5086.6	5080.3	5073.9	5076.0	5084.5	5093.0	5090.9
5°	5135.4	5137.5	5112.1	5099.4	5090.9	5082.4	5082.4	5088.7	5105.7	5118.4	5118.4
7.5°	5199.0	5199.0	5162.9	5139.6	5126.9	5112.1	5107.8	5109.9	5122.7	5139.6	5141.7
10°	5298.6	5290.1	5243.4	5207.4	5184.2	5148.1	5116.3	5099.4	5105.7	5116.3	5116.3
12.5°	5419.4	5396.0	5336.7	5288.0	5230.8	5162.9	5097.3	5063.3	5061.2	5071.8	5067.6
15°	5548.7	5523.2	5440.6	5351.6	5252.0	5152.3	5073.9	5025.1	4987.0	4976.4	4999.8
17.5°	5699.1	5646.1	5531.7	5408.8	5260.4	5131.2	5008.2	4908.6	4840.7	4821.7	4828.1
20°	5881.4	5811.5	5656.8	5463.9	5254.1	5054.8	4864.1	4730.6	4620.3	4586.4	4590.7
22.5°	6133.6	6012.8	5786.1	5491.4	5201.1	4910.7	4645.8	4472.0	4338.4	4285.5	4317.3
25°	6419.7	6288.4	5909.0	5485.1	5063.3	4679.7	4387.2	4160.5	4039.7	3961.2	3978.2
27.5°	6814.0	6580.8	6040.4	5427.8	4866.2	4397.8	4058.7	3844.6	3734.4	3694.2	3713.2
30°	7318.4	6960.2	6182.4	5273.1	4554.6	4041.8	3728.1	3588.2	3522.5	3471.7	3488.6
32.5°	7683.0	7227.2	6214.2	5012.5	4217.6	3717.4	3503.5	3399.6	3327.5	3278.7	3289.4
35°	7943.6	7454.0	6199.3	4692.4	3865.8	3450.4	3325.4	3240.6	3124.0	3018.1	2999.0
37.5°	8293.3	7738.1	6091.3	4342.7	3518.3	3270.3	3181.3	3024.4	2857.0	2715.0	2708.6
40°	8829.6	8070.8	5860.2	3931.5	3221.5	3136.8	3028.6	2825.2	2645.1	2530.6	2522.1
42.5°	9382.7	8378.1	5546.5	3499.1	2977.8	2996.9	2865.5	2664.2	2553.9	2479.8	2471.2
45°	10058.8	8710.9	5207.4	3124.0	2797.7	2865.5	2723.4	2606.9	2541.2	2492.4	2479.8
47.5°	10790.1	9052.1	4825.9	2787.1	2645.1	2744.6	2664.2	2611.1	2575.1	2541.2	2526.3
50°	11578.5	9433.6	4467.8	2515.8	2507.3	2619.6	2657.7	2638.7	2617.5	2606.9	2594.2
52.5°	12443.2	9823.6	4166.8	2325.0	2386.5	2530.6	2659.9	2674.7	2674.7	2668.4	2659.9
55°	13028.1	10094.8	3861.6	2170.3	2263.6	2458.5	2655.6	2712.9	2734.1	2725.6	2717.1
57.5°	13460.5	10243.2	3478.0	2036.7	2159.7	2388.6	2632.4	2717.1	2738.3	2748.9	2744.6
60°	13549.5	10105.5	2975.7	1896.9	2047.4	2286.8	2547.6	2653.5	2681.1	2746.8	2753.1
62.5°	13148.9	9681.6	2475.5	1759.2	1909.6	2132.1	2433.1	2581.5	2636.6	2738.3	2748.9
64°	12657.3	9206.8	2197.9	1672.3	1820.6	2045.3	2375.9	2562.4	2634.5	2770.1	2778.6
65°	12296.9	8861.4	2024.1	1617.1	1763.4	1988.0	2344.1	2568.8	2653.5	2818.9	2831.6
67.5°	10970.1	7672.3	1674.4	1487.9	1627.7	1890.6	2350.4	2621.7	2649.3	2837.9	2835.8
70°	9077.6	6108.2	1403.1	1369.2	1496.3	1812.1	2325.0	2536.9	2539.1	2664.2	2634.5
72.5°	6797.0	4514.4	1216.5	1246.2	1350.0	1625.6	2195.8	2422.5	2386.5	2403.4	2373.7
75°	4669.1	2986.3	1047.0	1114.8	1197.4	1437.0	2013.5	2200.0	2142.8	2121.5	2100.3
77.5°	2492.4	1651.0	871.1	985.6	1040.6	1242.0	1757.0	1937.1	1877.8	1795.2	1767.6
80°	1008.8	777.8	701.6	816.0	847.8	1000.4	1462.4	1574.8	1530.2	1386.1	1339.5
82.5°	506.5	466.3	551.1	642.2	644.3	714.3	1087.3	1193.2	1093.6	917.7	877.4
85°	265.0	273.4	379.4	451.5	398.5	385.7	652.8	722.7	663.4	576.5	519.3
87.5°	95.4	110.2	199.2	197.1	139.8	74.2	144.2	69.9	38.1	23.3	29.7
90°	0.0	0.0	0.0	0.0	0.0	0.0	0.0	0.0	0.0	0.0	0.0

(END OF REPORT)